

Angle ClassII Open Bite

Differential Diagnosis & Clinical Analysis

ORTHODONTIST'S NAME _____ CODE: I

I = TWEED COURSE INSTRUCTOR, M = TWEED MEMBER, A = APPLICANT FOR MEMMBERSHIP

DIFFERENTIAL DIAGNOSIS AND CLINICAL ANALYSIS

PATIENT'S FIRST NAME: _____ INI _____ LAST NAME: _____

BEGIN TX. AGE 18 Y 2 M SEX F BIRTHDAY 20/12/1990 TREATMENT TIME: 36 MONTHS

DATE	30/3/2009				14/5/2012				READOUT <u>START</u>					
	NORMAL	PRE-TX	PROGRESS	FINAL	POST-TX				7	6	5	5	6	7
FMIA	67	49.0		56.5					U					
FMA	25	27.0		25.0				L						
IMPA	88	104.0	180.0	98.5	180.0						<u>FINISH</u>			
SNA	82	84.5		83.5				U						
SNB	80	78.0		77.5				L						
ANB	2	6.5	0.0	6.0	0.0									
AO-BO	2mm	6.0 mm	mm	3.0 mm	mm			DIAGNOSIS:						
OCC PLANE	10	12.0		10.0				A. Skeletal :						
Z ANGLE	75	73.5		80.0										
UPPER LIP		13.0 mm	mm	15.0 mm	mm									
TOTAL CHIN		17.0 mm	mm	17.0 mm	mm			B. Dental :						
POST. FACIAL HT.	45mm	50.0 mm	mm	50.0 mm	mm									
ANT. FACIAL HT.	65mm	70.0 mm	mm	69.0 mm	mm									
FAC. HT. INDEX	0.69	0.71	####	0.70	####			C. Perio :						
FAC. HT. CHANGE	2:1	XXXX	/	/	/									
MAND. CUSPID WIDTH		29.0 mm	mm	28.0 mm	mm									
MAND. MOLAR WIDTH		57.5 mm	mm	53.5 mm	mm			D. Facial :						

CRANIAL FACIAL ANALYSIS

	Ceph.	Difficulty								E. Habits :
Normal Range	Value	Factor			Difficulty					1. Thumb Sucker
FMA 22-28	27.0	5			0					2. Tongue Thrus
ANB 1-5	6.5	15			23					3. Bruxism
Z-ANGLE 70-80	73.5	2			0					
OCC. PLANE 8-12	12.0	3			0					F. Joint Health :
SNB 78-82	78.0	5			0					
PFH/AFH 0.65-0.75	0.71	3			0					
C.F. Difficulty Total					23					

TOTAL SPACE ANALYSIS

		Difficulty								
Anterior		Factor			Difficulty					TRERATMENT PLANNING, TIMIN
Tooth Arch Disc.	0.0	1.5			0.0					EXTRACTIONS:
Headfilm Disc.	14.4	1			14.4					MAXILLARY
Soft Tissue Mod.		0.5			0.0					RIGHT 4 LEFT 4
Total	14.4				14.4					MANDIBULAR
										RIGHT 5 LEFT 5

Mid Arch										
Tooth Arch Disc.	0.0	1.0			0.0					(Please Indicate Missing Teeth)
Curve of Spee	0.8	1.0			0.8					
Total	0.8	1.0			0.8					

Horizontal Occlusal Disharmony										
(Class II or Class III	4.5	2.0			9.0					

Posterior										
Tooth Arch Disc.	0.0									
(-)expected Inc.										
Total	0.0	0.5			0.0					

Space Analysis Total		Space Analysis								
	15.2	Difficulty Total			38.6					

		DIFFICULTY INDEX :	
C.F. Difficulty Total	22.5	Mild	0 - 60
Space Analysisi Difficulty Total	38.6	Moderate	60 - 120
Total Difficulty	61.1	Severe	over 120

Facial Proportions & Esthetics

PRE-TX



FINAL



Oral Photos



PRE-TX



FINAL

Oral Photos



PRE-TX



FINAL

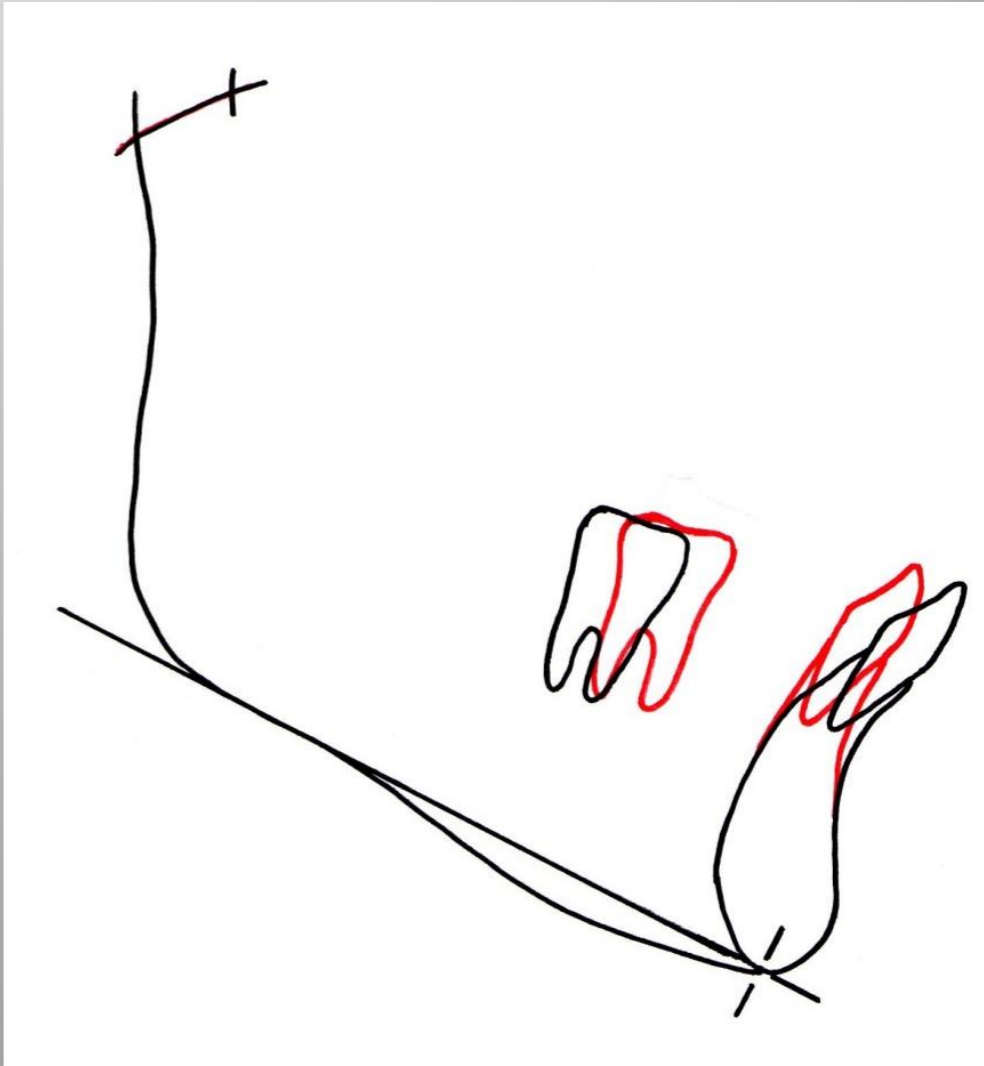

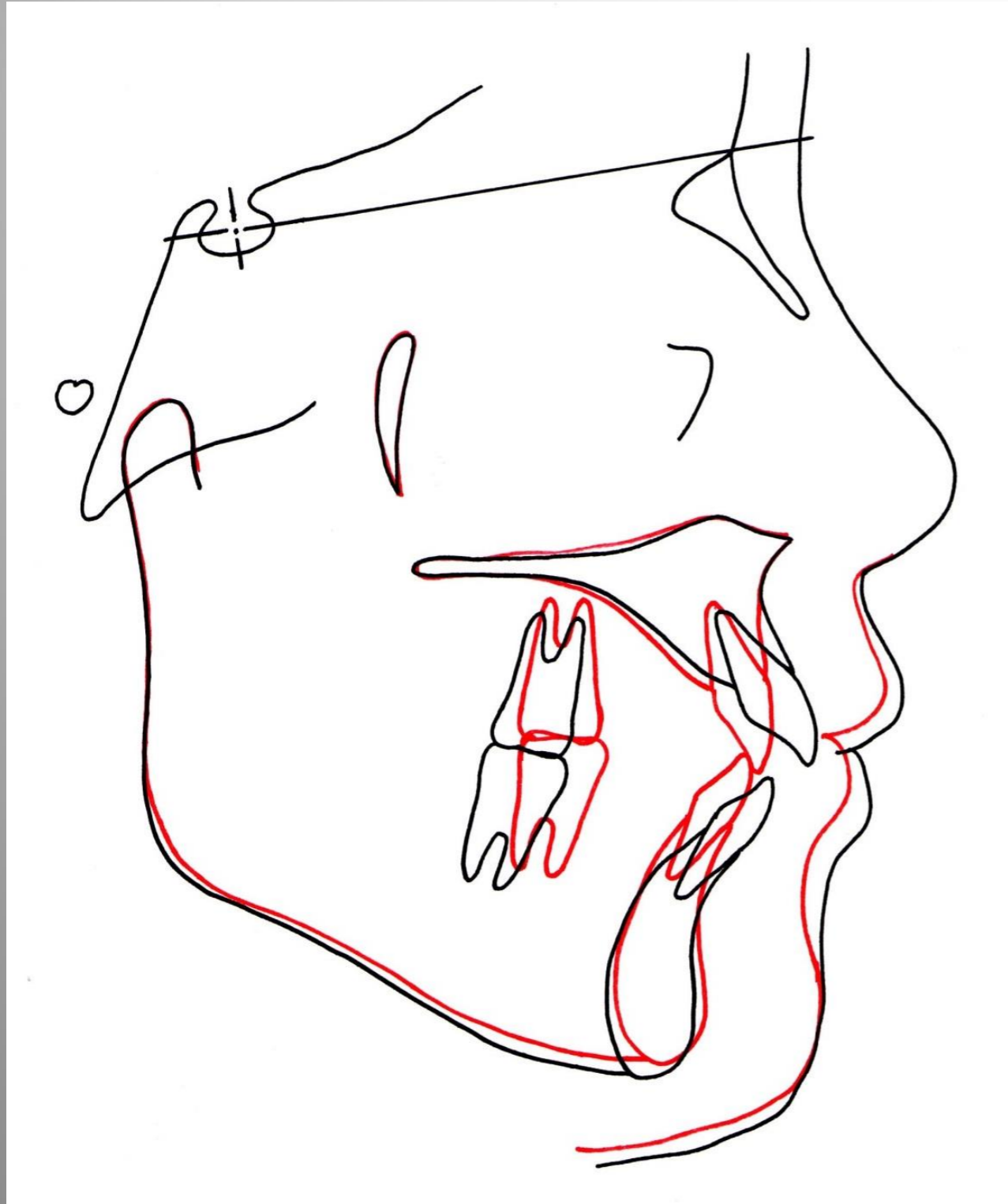
Panorama X ray Photos

PRE-TX



FINAL





PRE-TX ———
FINAL ———